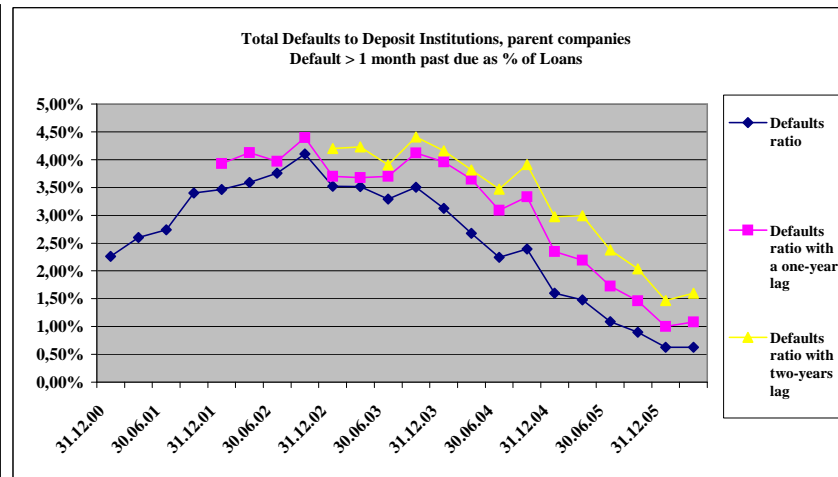
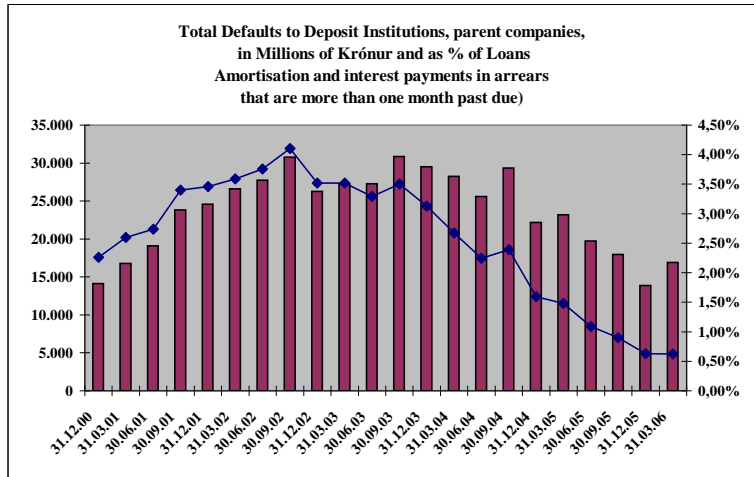


**Total Default to Deposit Institutions<sup>1</sup>**

In Millions of Krónur	31.12.00	31.03.01	30.06.01	30.09.01	31.12.01	31.03.02	30.06.02	30.09.02	31.12.02	31.03.03	30.06.03	30.09.03	31.12.03	31.03.04	30.06.04	30.09.04	31.12.04	31.03.05	30.06.05	30.09.05	31.12.05	31.03.06
<b>Total Loans</b>	625.154	644.803	698.263	700.538	709.896	741.028	737.800	750.032	746.122	775.243	829.012	881.128	944.378	1.056.976	1.140.886	1.227.341	1.389.148	1.566.207	1.810.879	1.995.081	2.209.609	2.704.101
<b>Defaults &gt; 1 Month</b>	14.134	16.762	19.116	23.829	24.569	26.601	27.736	30.790	26.252	27.262	27.283	30.884	29.525	28.270	25.615	29.351	22.180	23.190	19.720	17.948	13.881	16.925
<b>Defaults ratio</b>	2,26%	2,60%	2,74%	3,40%	3,46%	3,59%	3,76%	4,11%	3,52%	3,52%	3,29%	3,51%	3,13%	2,67%	2,25%	2,39%	1,60%	1,48%	1,09%	0,90%	0,63%	0,63%
<b>Defaults ratio with a one-year lag</b>					3,93%	4,13%	3,97%	4,40%	3,70%	3,68%	3,70%	4,12%	3,96%	3,65%	3,09%	3,33%	2,35%	2,19%	1,73%	1,46%	1,00%	1,08%
<b>Defaults ratio with two-years lag</b>									4,20%	4,23%	3,91%	4,41%	4,16%	3,81%	3,47%	3,91%	2,97%	2,99%	2,38%	2,04%	1,47%	1,60%

<sup>1</sup>Amortisation and interest payments in arrears that are more than one month past due.

Total default to parent companies

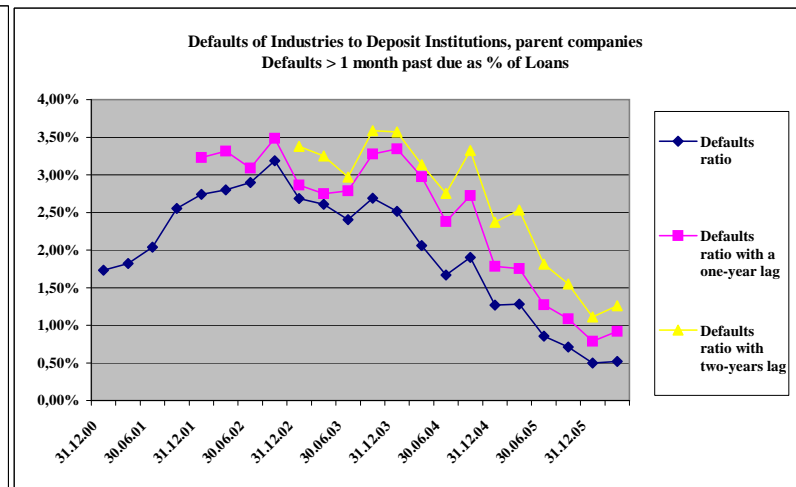
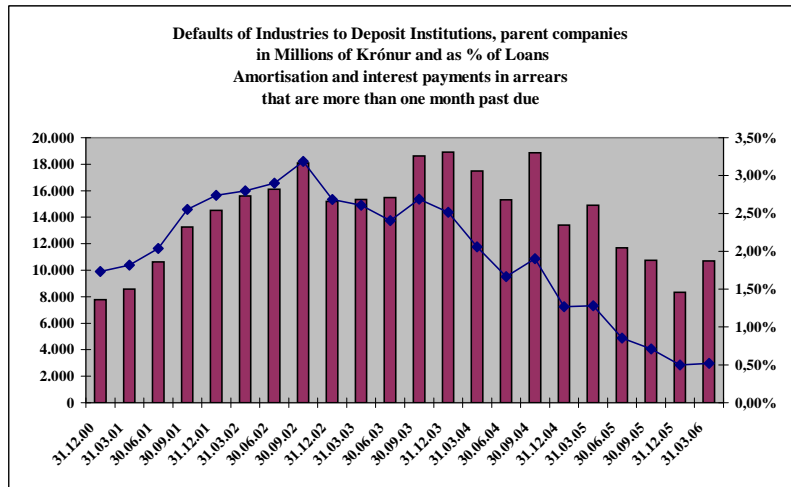


Defaults of Industries to Deposit Institutions<sup>1</sup>

In Millions of Krónur	31.12.00	31.03.01	30.06.01	30.09.01	31.12.01	31.03.02	30.06.02	30.09.02	31.12.02	31.03.03	30.06.03	30.09.03	31.12.03	31.03.04	30.06.04	30.09.04	31.12.04	31.03.05	30.06.05	30.09.05	31.12.05	31.03.06
Loans to Industries	449.597	471.209	521.963	519.232	530.131	557.520	556.140	568.211	565.779	588.037	644.499	692.636	752.119	848.721	918.839	991.722	1.058.087	1.164.798	1.366.682	1.509.579	1.672.513	2.064.698
Defaults > 1 Month	7.783	8.572	10.637	13.265	14.523	15.613	16.121	18.098	15.187	15.327	15.494	18.619	18.924	17.479	15.321	18.872	13.408	14.895	11.689	10.742	8.338	10.695
Defaults ratio	1,73%	1,82%	2,04%	2,55%	2,74%	2,80%	2,90%	3,19%	2,68%	2,61%	2,40%	2,69%	2,52%	2,06%	1,67%	1,90%	1,27%	1,28%	0,86%	0,71%	0,50%	0,52%
Defaults ratio with a one-year lag					3,23%	3,31%	3,09%	3,49%	2,86%	2,75%	2,79%	3,28%	3,34%	2,97%	2,38%	2,72%	1,78%	1,76%	1,27%	1,08%	0,79%	0,92%
Defaults ratio with two-years lag									3,38%	3,25%	2,97%	3,59%	3,57%	3,14%	2,75%	3,32%	2,37%	2,53%	1,81%	1,55%	1,11%	1,26%

<sup>1</sup>Amortisation and interest payments in arrears that are more than one month past due.

Total default to parent companies



Defaults of Households to Deposit Institutions<sup>1</sup>

In Millions of Krónur	31.12.00	31.03.01	30.06.01	30.09.01	31.12.01	31.03.02	30.06.02	30.09.02	31.12.02	31.03.03	30.06.03	30.09.03	31.12.03	31.03.04	30.06.04	30.09.04	31.12.04	31.03.05	30.06.05	30.09.05	31.12.05	31.03.06
Loans to Households	175.557	173.594	176.300	181.306	179.765	183.508	181.660	181.821	180.343	187.206	184.513	188.492	192.259	208.255	222.047	235.619	331.061	401.409	444.197	485.502	537.096	639.403
Defaults > 1 Month	6.351	8.190	8.479	10.564	10.046	10.989	11.615	12.692	11.065	11.934	11.790	12.265	10.601	10.791	10.294	10.479	8.772	8.294	8.032	7.206	5.543	6.230
Defaults ratio	3,62%	4,72%	4,81%	5,83%	5,59%	5,99%	6,39%	6,98%	6,14%	6,37%	6,39%	6,51%	5,51%	5,18%	4,64%	4,45%	2,65%	2,07%	1,81%	1,48%	1,03%	0,97%
Defaults ratio with a one-year lag					5,72%	6,33%	6,59%	7,00%	6,16%	6,50%	6,49%	6,75%	5,88%	5,76%	5,58%	5,56%	4,56%	3,98%	3,62%	3,06%	1,67%	1,55%
Defaults ratio with two-years lag									6,30%	6,87%	6,69%	6,76%	5,90%	5,88%	5,67%	5,76%	4,86%	4,43%	4,35%	3,82%	2,88%	2,99%

<sup>1</sup>Amortisation and interest payments in arrears that are more than one month past due.

Total default to parent companies

