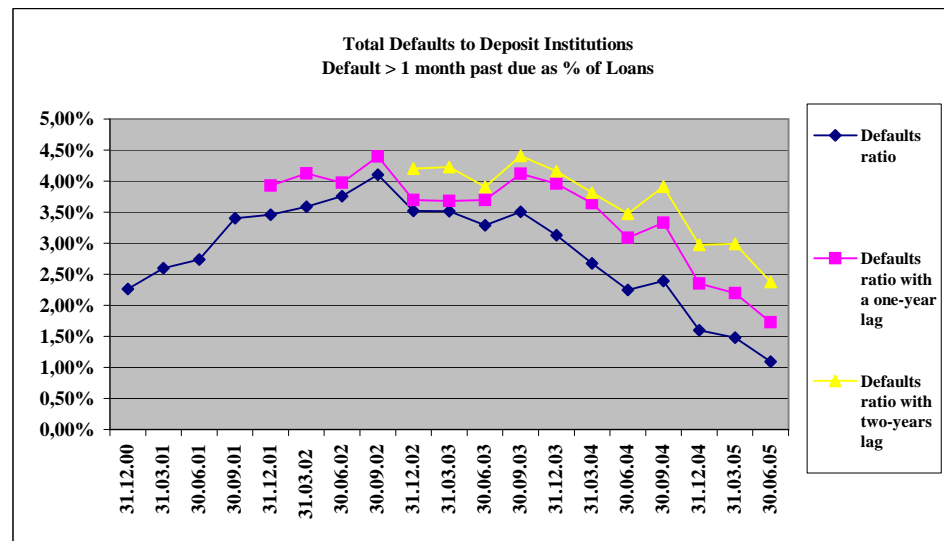
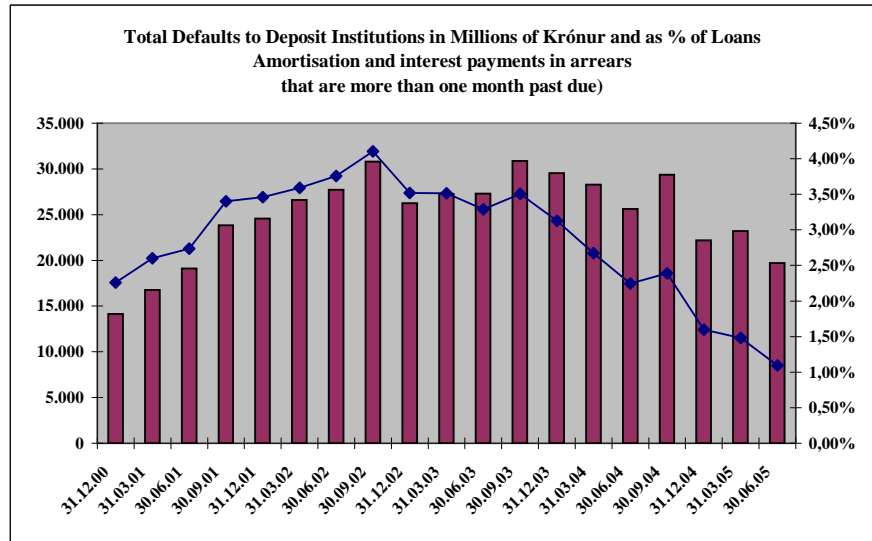


**Total Default to Deposit Institutions<sup>1</sup>**

| In Millions of Krónur                     | 31.12.00 | 31.03.01 | 30.06.01 | 30.09.01 | 31.12.01 | 31.03.02 | 30.06.02 | 30.09.02 | 31.12.02 | 31.03.03 | 30.06.03 | 30.09.03 | 31.12.03 | 31.03.04  | 30.06.04  | 30.09.04  | 31.12.04  | 31.03.05  | 30.06.05  |
|---|----------|----------|----------|----------|----------|----------|----------|----------|----------|----------|----------|----------|----------|-----------|-----------|-----------|-----------|-----------|-----------|
| <b>Total Loans</b>                        | 625.154  | 644.803  | 698.263  | 700.538  | 709.896  | 741.028  | 737.800  | 750.032  | 746.122  | 775.243  | 829.012  | 881.128  | 944.378  | 1.056.976 | 1.140.886 | 1.227.341 | 1.389.148 | 1.566.207 | 1.803.564 |
| <b>Defaults &gt; 1 Month</b>              | 14.134   | 16.762   | 19.116   | 23.829   | 24.569   | 26.601   | 27.736   | 30.790   | 26.252   | 27.262   | 27.283   | 30.884   | 29.525   | 28.270    | 25.615    | 29.351    | 22.180    | 23.190    | 19.720    |
| <b>Defaults ratio</b>                     | 2,26%    | 2,60%    | 2,74%    | 3,40%    | 3,46%    | 3,59%    | 3,76%    | 4,11%    | 3,52%    | 3,52%    | 3,29%    | 3,51%    | 3,13%    | 2,67%     | 2,25%     | 2,39%     | 1,60%     | 1,48%     | 1,09%     |
| <b>Defaults ratio with a one-year lag</b> |          |          |          |          | 3,93%    | 4,13%    | 3,97%    | 4,40%    | 3,70%    | 3,68%    | 3,70%    | 4,12%    | 3,96%    | 3,65%     | 3,09%     | 3,33%     | 2,35%     | 2,19%     | 1,73%     |
| <b>Defaults ratio with two-years lag</b>  |          |          |          |          |          |          |          | 4,20%    | 4,23%    | 3,91%    | 4,41%    | 4,16%    | 3,81%    | 3,47%     | 3,91%     | 2,97%     | 2,99%     | 2,99%     | 2,38%     |

<sup>1</sup>Amortisation and interest payments in arrears that are more than one month past due.

Data for Kaupthing-bank hf. included beginning in March of 2002.

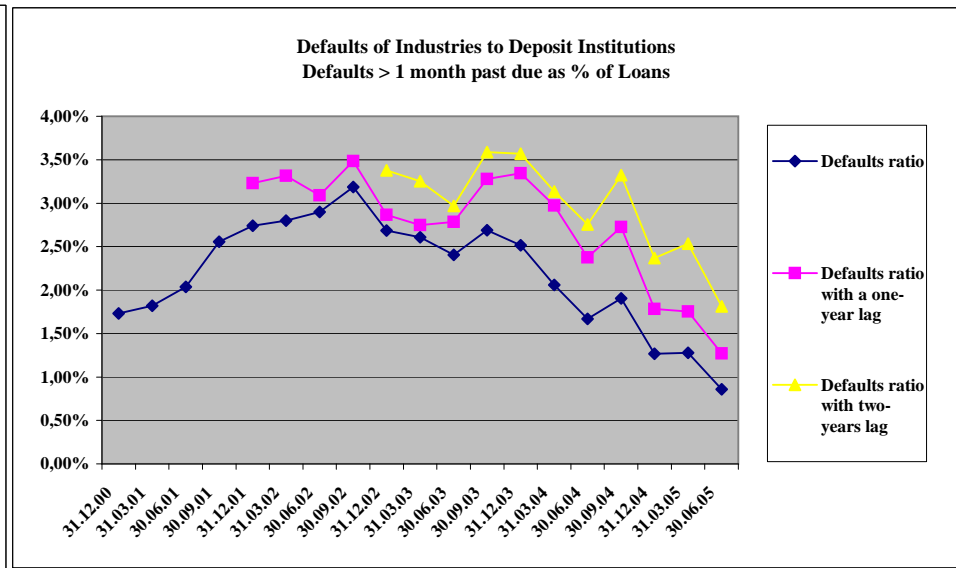
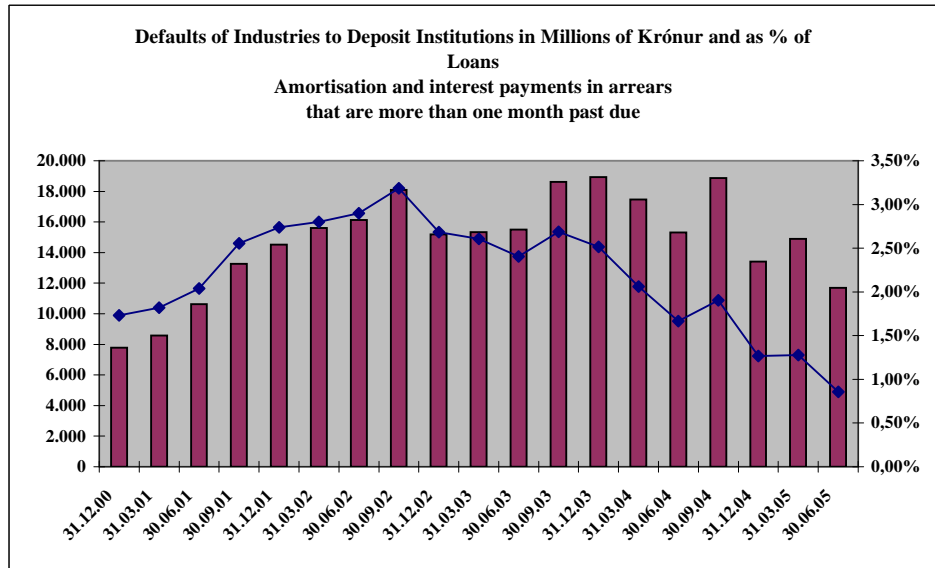


Defaults of Industries to Deposit Institutions<sup>1</sup>

| In Millions of Krónur                     | 31.12.00 | 31.03.01 | 30.06.01 | 30.09.01 | 31.12.01 | 31.03.02 | 30.06.02 | 30.09.02 | 31.12.02 | 31.03.03 | 30.06.03 | 30.09.03 | 31.12.03 | 31.03.04 | 30.06.04 | 30.09.04 | 31.12.04  | 31.03.05  | 30.06.05  |
|---|----------|----------|----------|----------|----------|----------|----------|----------|----------|----------|----------|----------|----------|----------|----------|----------|-----------|-----------|-----------|
| <b>Loans to Industries</b>                | 449.597  | 471.209  | 521.963  | 519.232  | 530.131  | 557.520  | 556.140  | 568.211  | 565.779  | 588.037  | 644.499  | 692.636  | 752.119  | 848.721  | 918.839  | 991.722  | 1.058.087 | 1.164.798 | 1.363.682 |
| <b>Defaults &gt; 1 Month</b>              | 7.783    | 8.572    | 10.637   | 13.265   | 14.523   | 15.613   | 16.121   | 18.098   | 15.187   | 15.327   | 15.494   | 18.619   | 18.924   | 17.479   | 15.321   | 18.872   | 13.408    | 14.895    | 11.689    |
| <b>Defaults ratio</b>                     | 1,73%    | 1,82%    | 2,04%    | 2,55%    | 2,74%    | 2,80%    | 2,90%    | 3,19%    | 2,68%    | 2,61%    | 2,40%    | 2,69%    | 2,52%    | 2,06%    | 1,67%    | 1,90%    | 1,27%     | 1,28%     | 0,86%     |
| <b>Defaults ratio with a one-year lag</b> |          |          |          |          | 3,23%    | 3,31%    | 3,09%    | 3,49%    | 2,86%    | 2,75%    | 2,79%    | 3,28%    | 3,34%    | 2,97%    | 2,38%    | 2,72%    | 1,78%     | 1,76%     | 1,27%     |
| <b>Defaults ratio with two-years lag</b>  |          |          |          |          |          |          |          |          | 3,38%    | 3,25%    | 2,97%    | 3,59%    | 3,57%    | 3,14%    | 2,75%    | 3,32%    | 2,37%     | 2,53%     | 1,81%     |

<sup>1</sup>Amortisation and interest payments in arrears that are more than one month past due.

Data for Kaupthing-bank hf. included beginning in March of 2002.



**Defaults of Households to Deposit Institutions<sup>1</sup>**

| In Millions of Krónur                     | 31.12.00 | 31.03.01 | 30.06.01 | 30.09.01 | 31.12.01 | 31.03.02 | 30.06.02 | 30.09.02 | 31.12.02 | 31.03.03 | 30.06.03 | 30.09.03 | 31.12.03 | 31.03.04 | 30.06.04 | 30.09.04 | 31.12.04 | 31.03.05 | 30.06.05 |
|---|----------|----------|----------|----------|----------|----------|----------|----------|----------|----------|----------|----------|----------|----------|----------|----------|----------|----------|----------|
| <b>Loans to Households</b>                | 175.557  | 173.594  | 176.300  | 181.306  | 179.765  | 183.508  | 181.660  | 181.821  | 180.343  | 187.206  | 184.513  | 188.492  | 192.259  | 208.255  | 222.047  | 235.619  | 331.061  | 401.409  | 439.882  |
| <b>Defaults &gt; 1 Month</b>              | 6.351    | 8.190    | 8.479    | 10.564   | 10.046   | 10.989   | 11.615   | 12.692   | 11.065   | 11.934   | 11.790   | 12.265   | 10.601   | 10.791   | 10.294   | 10.479   | 8.772    | 8.294    | 8.032    |
| <b>Defaults ratio</b>                     | 3,62%    | 4,72%    | 4,81%    | 5,83%    | 5,59%    | 5,99%    | 6,39%    | 6,98%    | 6,14%    | 6,37%    | 6,39%    | 6,51%    | 5,51%    | 5,18%    | 4,64%    | 4,45%    | 2,65%    | 2,07%    | 1,83%    |
| <b>Defaults ratio with a one-year lag</b> |          |          |          |          | 5,72%    | 6,33%    | 6,59%    | 7,00%    | 6,16%    | 6,50%    | 6,49%    | 6,75%    | 5,88%    | 5,76%    | 5,58%    | 5,56%    | 4,56%    | 3,98%    | 3,62%    |
| <b>Defaults ratio with two-years lag</b>  |          |          |          |          |          |          |          |          | 6,30%    | 6,87%    | 6,69%    | 6,76%    | 5,90%    | 5,88%    | 5,67%    | 5,76%    | 4,86%    | 4,43%    | 4,35%    |

<sup>1</sup>Amortisation and interest payments in arrears that are more than one month past due.

Data for Kaupthing-bank hf. included beginning in March of 2002.

