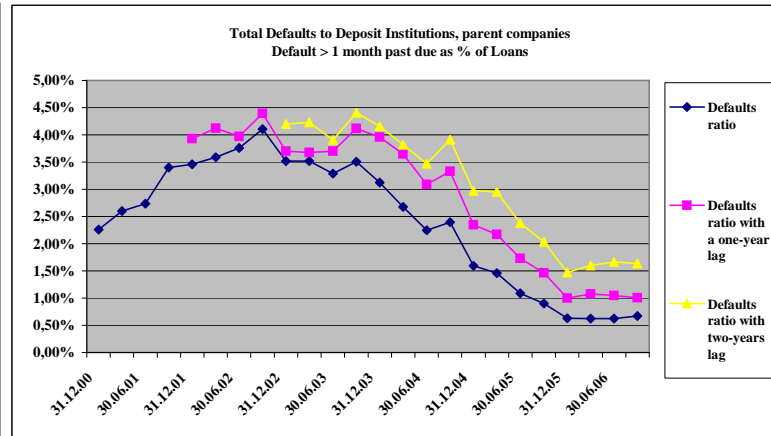
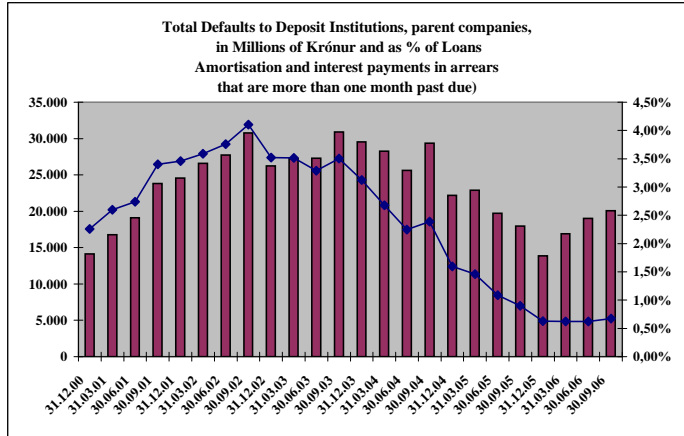


Total Default to Deposit Institutions¹

In Millions of Krónur	31.12.00	31.03.01	30.06.01	30.09.01	31.12.01	31.03.02	30.06.02	30.09.02	31.12.02	31.03.03	30.06.03	30.09.03	31.12.03	31.03.04	30.06.04	30.09.04	31.12.04	31.03.05	30.06.05	30.09.05	31.12.05	31.03.06	30.06.06	30.09.06
Total Loans	625.154	644.803	698.263	700.538	709.896	741.028	737.800	750.032	746.122	775.243	829.012	881.128	944.378	1.056.976	1.140.886	1.227.341	1.389.148	1.568.931	1.813.103	1.997.776	2.211.987	2.707.560	3.050.989	2.977.853
Defaults > 1 Month	14.134	16.762	19.116	23.829	24.569	26.601	27.736	30.790	26.252	27.262	27.283	30.884	29.525	28.270	25.615	29.351	22.180	22.913	19.720	17.948	13.881	16.925	19.020	20.056
Defaults ratio	2,26%	2,60%	2,74%	3,40%	3,46%	3,59%	3,76%	4,11%	3,52%	3,52%	3,29%	3,51%	3,13%	2,67%	2,25%	2,39%	1,60%	1,46%	1,09%	0,90%	0,63%	0,63%	0,62%	0,67%
Defaults ratio with a one-year lag					3,93%	4,13%	3,97%	4,40%	3,70%	3,68%	3,70%	4,12%	3,96%	3,65%	3,09%	3,33%	2,35%	2,17%	1,73%	1,46%	1,00%	1,08%	1,05%	1,00%
Defaults ratio with two-years lag									4,20%	4,23%	3,91%	4,41%	4,16%	3,81%	3,47%	3,91%	2,97%	2,96%	2,38%	2,04%	1,47%	1,60%	1,67%	1,63%

¹Amortisation and interest payments in arrears that are more than one month past due.

Total default to parent companies

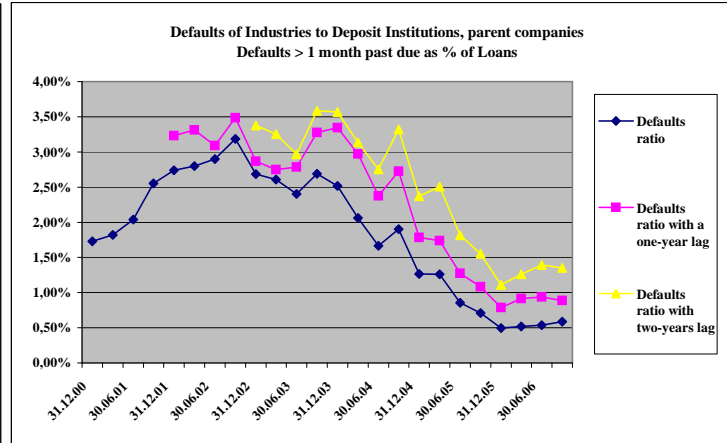
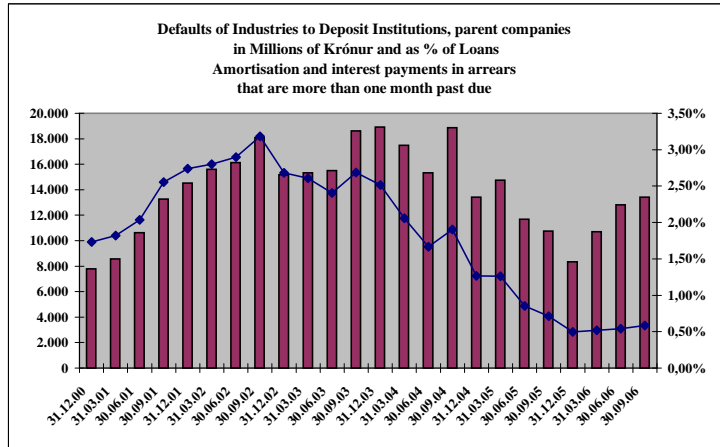


Defaults of Industries to Deposit Institutions¹

In Millions of Krónur	31.12.00	31.03.01	30.06.01	30.09.01	31.12.01	31.03.02	30.06.02	30.09.02	31.12.02	31.03.03	30.06.03	30.09.03	31.12.03	31.03.04	30.06.04	30.09.04	31.12.04	31.03.05	30.06.05	30.09.05	31.12.05	31.03.06	30.06.06	30.09.06
Loans to Industries	449.597	471.209	521.963	519.232	530.131	557.520	556.140	568.211	565.779	588.037	644.499	692.636	752.119	848.721	918.839	991.722	1.058.087	1.168.313	1.369.262	1.512.625	1.675.184	2.068.466	2.377.324	2.287.805
Defaults > 1 Month	7.783	8.572	10.637	13.265	14.523	15.613	16.121	18.098	15.187	15.327	15.494	18.619	18.924	17.479	15.321	18.872	13.408	14.743	11.689	10.742	8.338	10.695	12.812	13.415
Defaults ratio	1,73%	1,82%	2,04%	2,55%	2,74%	2,80%	2,90%	3,19%	2,68%	2,61%	2,40%	2,69%	2,52%	2,06%	1,67%	1,90%	1,27%	1,26%	0,85%	0,71%	0,50%	0,52%	0,54%	0,59%
Defaults ratio with a one-year lag					3,23%	3,31%	3,09%	3,49%	2,86%	2,75%	2,79%	3,28%	3,34%	2,97%	2,38%	2,72%	1,78%	1,74%	1,27%	1,08%	0,79%	0,92%	0,94%	0,89%
Defaults ratio with two-years lag									3,38%	3,25%	2,97%	3,59%	3,57%	3,14%	2,75%	3,32%	2,37%	2,51%	1,81%	1,55%	1,11%	1,26%	1,39%	1,35%

¹Amortisation and interest payments in arrears that are more than one month past due.

Total default to parent companies



Defaults of Households to Deposit Institutions¹

In Millions of Krónur	31.12.00	31.03.01	30.06.01	30.09.01	31.12.01	31.03.02	30.06.02	30.09.02	31.12.02	31.03.03	30.06.03	30.09.03	31.12.03	31.03.04	30.06.04	30.09.04	31.12.04	31.03.05	30.06.05	30.09.05	31.12.05	31.03.06	30.06.06	30.09.06
Loans to Households	175.557	173.594	176.300	181.306	179.765	183.508	181.660	181.821	180.343	187.206	184.513	188.492	192.259	208.255	222.047	235.619	331.061	400.618	443.840	485.151	536.804	639.093	673.665	690.049
Defaults > 1 Month	6.351	8.190	8.479	10.564	10.046	10.989	11.615	12.692	11.065	11.934	11.790	12.265	10.601	10.791	10.294	10.479	8.772	8.170	8.032	7.206	5.543	6.230	6.208	6.641
Defaults ratio	3,62%	4,72%	4,81%	5,83%	5,59%	5,99%	6,39%	6,98%	6,14%	6,37%	6,39%	6,51%	5,51%	5,18%	4,64%	4,45%	2,65%	2,04%	1,81%	1,49%	1,03%	0,97%	0,92%	0,96%
Defaults ratio with a one-year lag					5,72%	6,33%	6,59%	7,00%	6,16%	6,50%	6,49%	6,75%	5,88%	5,76%	5,58%	5,56%	4,56%	3,92%	3,62%	3,06%	1,67%	1,56%	1,40%	1,37%
Defaults ratio with two-years lag									6,30%	6,87%	6,69%	6,76%	5,90%	5,88%	5,67%	5,76%	4,86%	4,36%	4,35%	3,82%	2,88%	2,99%	2,80%	2,82%

¹Amortisation and interest payments in arrears that are more than one month past due.

Total default to parent companies

